

ROOF HATCH SRHP/50



SRHP/50

Standard features

50mm PIR Insulation

0.43 W/m²K

50mm THERMAL BREAK

OPTIONAL:

50mm **Non Combustible** Mineral Wool Insulation


0.78 W/m²K

SRHP/50 STANDARD HATCH

Standard features

- Full 50mm Thermally Broken sections
- Insulation U-Value 0.43 W/m²K fully insulated and energy efficient
- Secure rigid aluminium weather tight construction
- Hatch designed to support a live load of 200 kg/m²
- LO1 Locking - Stainless steel Cablock – (Other options available)
- Rw25dB acoustic rated
- Double unbroken seals
- Gas spring assisted operation
- Hold open stay
- Pull down handle
- Available in stock sizes detailed below
- Custom made to any size
- Predrilled holes in base flange

CUSTOM MADE TO ANY SIZE



Surespan SRHP25 Aluminium access hatch incorporating a full 25mm thermally broken composite lid and upstand.



Secure Stay Hold Open Arm with smooth manual closing using grip handle.



Double Unbroken welded Seals



Optional External Curb to suit weathered upstand

INSULATION OPTIONS

50mm 0.43 W/m²K Polyisocyanurate Insulation

50mm 0.63 W/m²K Non-combustible Mineral Wool

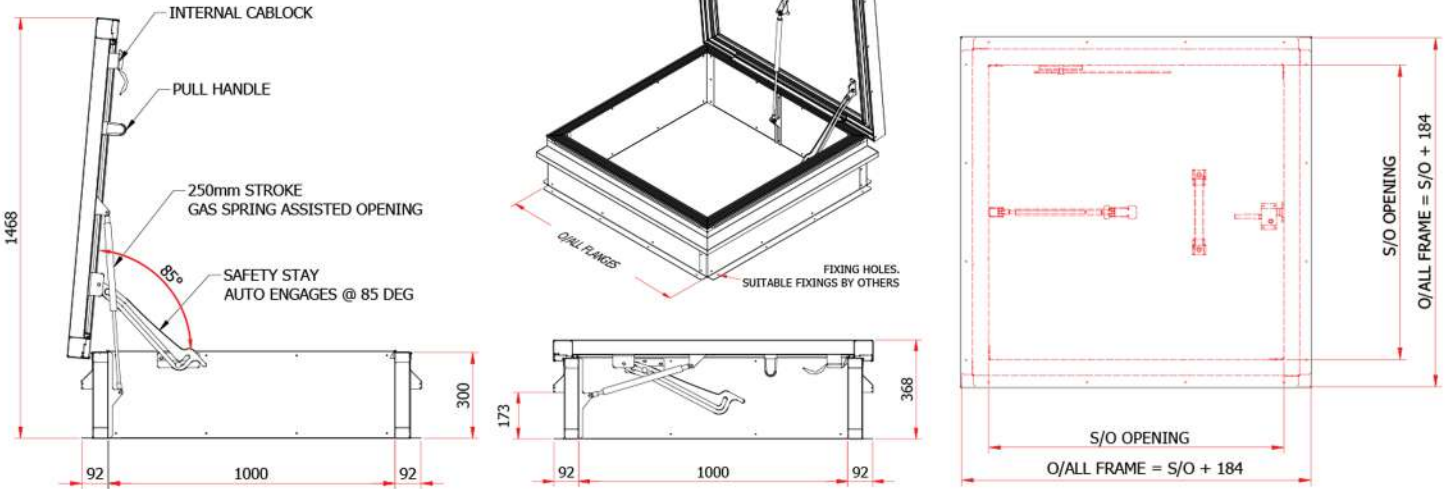
25mm 0.78 W/m²K Polyisocyanurate Insulation

75mm 0.23 W/m²K Superior Insulation



ROOF HATCH SRHP/50

DETAILS AND OVERVIEW



MATERIAL

Cover and frame 2mm aluminium with 50mm thermal break to prevent heat transfer between interior and exterior

COVER

50mm (21") fully insulated kerb and lid, corner welded and reinforced

CURB

300mm (12") in height with external curb liner, 50mm thermal break and 50mm insulation to 0.43 W/m²K U-value. Alternative 50mm mineral wool insulation 0.63 W/m²K. 114mm Mounting flange for site installation onto roof deck.

SEAL

Unbroken EPDM double seal to lid

OPERATION

Gas spring assisted manual opening, designed to be opened smoothly and easily with secure stay hold-open arm

HINGES

Heavy duty continuous hinge

LOCKING

Internal slam action Cablock. Other locking options available see below. **L06 ABS Euro Cylinder with external key locking and thumb turn options.**

FINISH

Mill finish aluminium, single or two colour powder coating optional.

STANDARD SIZES

WEIGHT	SIZES
42Kg	600 x 600
54Kg	750 x 750
58Kg	750 x 900
60Kg	900 x 900
66Kg	1000 x 1000
75Kg	1500 x 750

BESPOKE SIZES AVAILABLE

GUIDE TO REGULATIONS

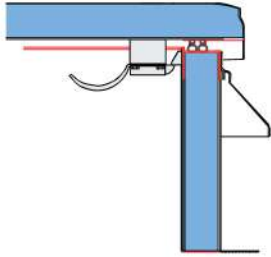
BS EN 12207:2000	Air Permeability
BS EN 12208:2000	Water Tightness
BS EN 12210:2000	Wind Resistance
BS EN 1991-1	Snow Load
BS 8200	Impact Resistance
BS EN ISO 140	Acoustic Rated
BS EN 1627-1630	Security Features
BS EN ISO 6946	U-value achieved: 0.43 W/m ² K



ROOF HATCH SRHP/50

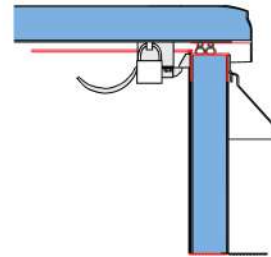
DETAILS AND OVERVIEW

L01 INTERNAL CABLOCK



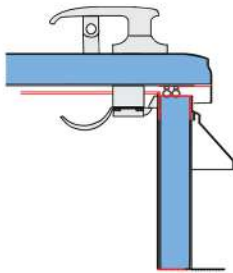
**L01 Internal Cablock
Inside Opening Only (Standard)**

L02 INTERNAL CABLOCK



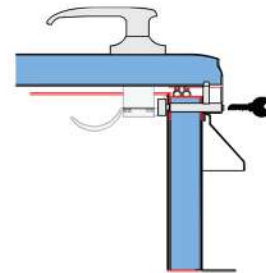
**L02 Internal Cablock
with padlock hasp & staple**

L04 INTERNAL CABLOCK



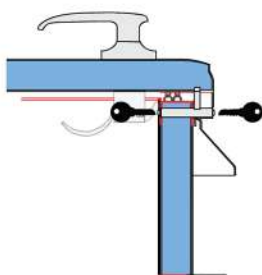
**L04 Internal Cablock
External padlock Handle**

L06 INTERNAL CABLOCK



**L06 Cablock, External Handle and key
lock, with internal thumb turn**

L07 INTERNAL CABLOCK



**L07 Internal Cablock
External Handle and Internal/External key lock**

SPECIFY L06 LOCKING OPTION

Specify L06 for High Security Locking Option on your Roof Hatch.



bsi.



TS007 - 3 STAR

**ABS Euro Cylinder Anti-drill and Anti-Bump
European Deadlock**



ROOF HATCH SRHP/50

DETAILS AND OVERVIEW

Roof Access Hatch for SRHP50 from Surespan Ltd

Single leaf roof access hatch with a 50mm thermal break and insulated with 0.43 W/m²K U-Value polyisocyanurate insulation. Manufactured from aluminium with a 300mm kerb upstand. Internal Slam action Cablock

Manufacturer: Surespan Ltd. Leamore Close, Walsall, WS2 7NL.

Web: www.surespancovers.com. Tel: +44 (0)1922 711185. Product reference: SRHP50

Size:

[600 x 600 mm].
 [750 x 750 mm].
 [900 x 750 mm].
 [900 x 900 mm].
 [1000 x 1000 mm].
 [750 x 1500 mm].
 [1200 x 1200 mm].
 [750 x 2500 mm].
 [750 x 3300 mm].
 [] - Insert requirements.

Material:

[Aluminium]. - Mill finish as standard.
 [Stainless steel].

Upstand:

[200 mm thermally broken and insulated].
 [300 mm thermally broken and insulated]. - Standard.

Colour/ Finish:

Internal: [Polyester powder coating] - Any RAL colour, insert requirements.
 External: [Polyester powder coating]- Any RAL colour, insert requirements.

Insulation Options:

[50 mm Standard insulation (0.43 W/m²K)].
 [50 mm Non-combustible Mineral Wool insulation (0.63 W/m²K)].
 [25 mm Standard insulation (0.78 W/m²K)].
 [75 mm Superior insulation (0.23 W/m²K)].

Fire rating:

[Not required].
 [1 h].
 [1.5 h].

Sound reduction:

[Not required].
 [45 dB].

Operation:

[24 V electric motors].
 [Gas springs].

Locking options:

[None].
 [L01 Cablock]. - Standard.
 [L02 Cablock with hasp and staple].
 [L04 Cablock with external padlocking handle].
 [L06 ABS Euro Cylinder with external key locking and thumb turn options].
 [L07 Euro Cylinder with Internal/external key locking].

Accessories:

[None].
 [Extended skirt liner]. - Used in conjunction with retractable ZIP ladder.
 [Fixed external handhold].
 [Permanent three sided built on hand rail]. - Attached to the upstand of the hatch.
 [Retractable ZIP ladder].
 [Spring loaded self-closing side gate].
 [SureGuard hand railing].

