


# Roof Hatch SRHP50

Thermal Break Roof Hatch

Unprecedented 50mm wide thermal break lid and upstand




Surespan SRHP50 Aluminium access hatch incorporating a full 50mm thermally broken composite lid and upstand.



Safety hold open stay to prevent against accidental closure.



Double Unbroken Seals



## Insulation Options

50mm 0.43 W/m<sup>2</sup>K Polyisocyanurate Insulation

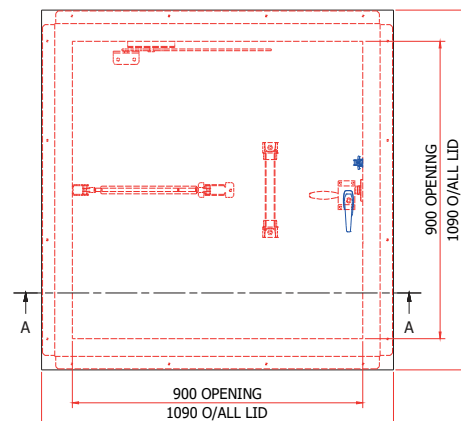
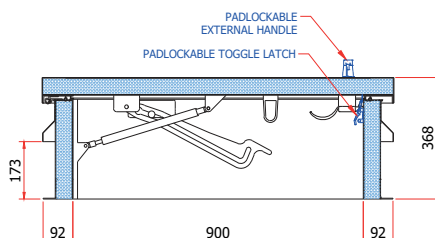
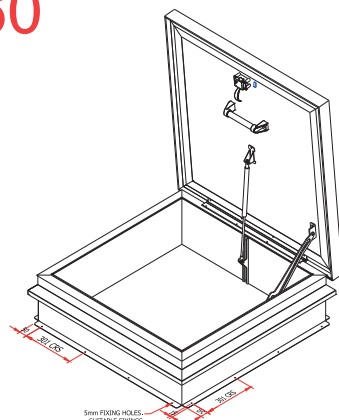
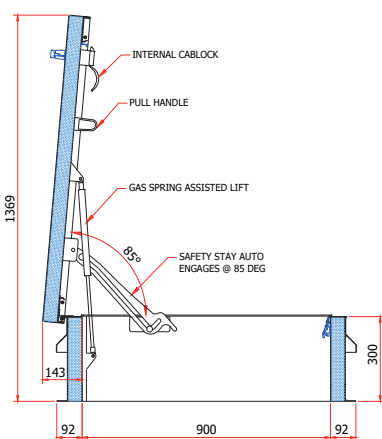
50mm 0.63 W/m<sup>2</sup>K Non-combustible Mineral Wool

25mm 0.78 W/m<sup>2</sup>K Polyisocyanurate Insulation

75mm 0.23 W/m<sup>2</sup>K Superior Insulation

# Roof Hatch SRHP50

## Details & Overview



Internal slam action Cablock. Other locking options available see below.

## GUIDE SPECIFICATION

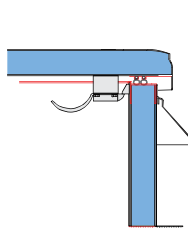
- **Material:** Cover and frame 2mm aluminium with 50mm thermal break to prevent heat transfer between interior and exterior
- **Cover:** 50mm fully insulated kerb and lid, corner welded and reinforced.
- **Curb:** 300mm in height with external curb liner, 50mm thermal break and 50mm insulation to 0.43 W/m<sup>2</sup>K U-value. Alternative 50mm mineral wool insulation 0.63 W/m<sup>2</sup>K. **92mm** Mounting flange for site installation onto roof deck.
- **Seal:** Unbroken EPDM double seal to lid
- **Operation:** Gas spring assisted manual opening, designed to be opened smoothly and easily with secure stay hold-open arm.
- **Hinges:** Heavy duty continuous hinge
- **Locking:** Internal slam action Cablock with padlockable external handle and padlockable toggle latch. Other locking options available see below
- **Finish:** Mill finish aluminium, single or two colour powder coating optional.

## STANDARD SIZES

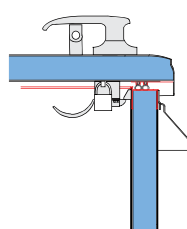
Size	Weight
600 x 600	42Kg
750 x 750	54Kg
750 x 900	58Kg
900 x 900	60Kg
1000 x 1000	66Kg
1500 x 750	75Kg

BESPOKE SIZES AVAILABLE

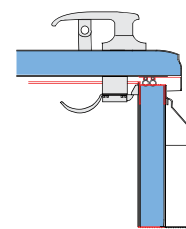
## LOCKING OPTIONS



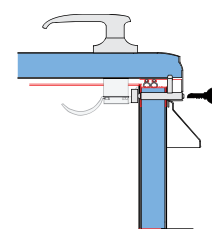
L01 Internal Cablock, Inside Opening Only (Standard)



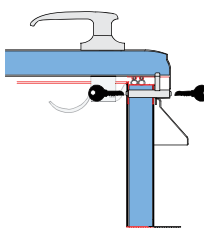
L02 Internal Cablock, Padlockable External Handle & Toggle Latch



L04 Internal Cablock, External padlock Handle



L06 Cablock, External Handle and key lock, with internal thumb turn



L07 Internal Cablock, External Handle and Internal/External key lock

Specify L06 For High Security Locking Option on your Roof Hatch



bsi.

ABS Euro Cyclinder Anti-drill and Anti-Bump European Deadlock

## GUIDE TO REGULATIONS

IP66 Rated

Class 4	Air Permeability
Class A7	Weather Tightness
Class A4	Resistance to Wind Loads

# Roof Hatch SRHP50

## NBS Specifications

Roof Access Hatch for SRHP50 from Surespan Ltd

Single leaf roof access hatch with a 50mm thermal break and insulated with 0.43 W/m<sup>2</sup>K U-Value polyisocyanurate insulation. Manufactured from aluminium with a 300mm kerb upstand. Internal Slam action Cablock  
Manufacturer: Surespan Ltd. Leamore Close, Walsall, WS2 7NL.  
Web: [www.surespancovers.com](http://www.surespancovers.com). Tel: +44 (0)1922 711185. Product reference: SRHP50

### Size:

[600 x 600 mm].  
[750 x 750 mm].  
[900 x 750 mm].  
[900 x 900 mm].  
[1000 x 1000 mm].  
[750 x 1500 mm].  
[1200 x 1200 mm].  
[750 x 2500 mm].  
[750 x 3300 mm].  
[ \_\_\_\_\_ ] - Insert requirements.

### Material:

[Aluminium]. - Mill finish as standard.  
[Stainless steel].

### Upstand:

[200 mm thermally broken and insulated].  
[300 mm thermally broken and insulated]. - Standard.

### Colour/ Finish:

Internal: [Polyester powder coating] - Any RAL colour, insert requirements.  
External: [Polyester powder coating]- Any RAL colour, insert requirements.

### Insulation Options:

[50 mm Standard insulation (0.43 W/m<sup>2</sup>K)].  
[50 mm Non-combustible Mineral Wool insulation (0.63 W/m<sup>2</sup>K)].  
[25 mm Standard insulation (0.78 W/m<sup>2</sup>K)].  
[75 mm Superior insulation (0.23 W/m<sup>2</sup>K)].

### Fire rating:

[Not required].  
[1 h].  
[1.5 h].

### Sound reduction:

[Not required].  
[45 dB].

### Operation:

[24 V electric motors].  
[Gas springs].

### Locking options:

[None].  
[L01 Cablock]. - Standard.  
[L02 Cablock with hasp and staple].  
[L04 Cablock with external padlocking handle].  
[L06 ABS Euro Cylinder with external key locking and thumb turn options].  
[L07 Euro Cylinder with Internal/external key locking].

### Accessories:

[None].  
[Extended skirt liner]. - Used in conjunction with retractable ZIP ladder.  
[Fixed external handhold].  
[Permanent three sided built on hand rail]. - Attached to the upstand of the hatch.  
[Retractable ZIP ladder].  
[Spring loaded self-closing side gate].  
[SureGuard hand railing].